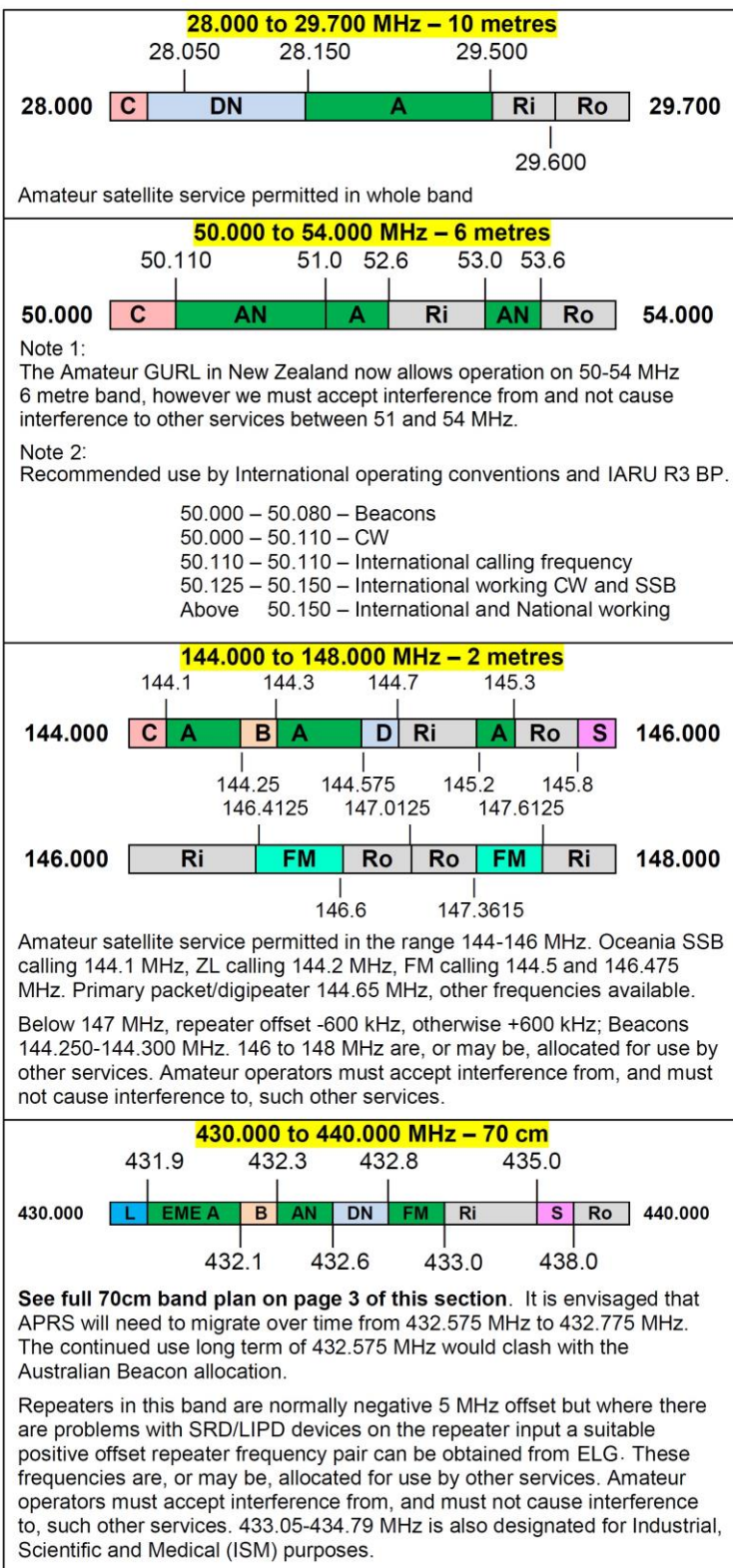
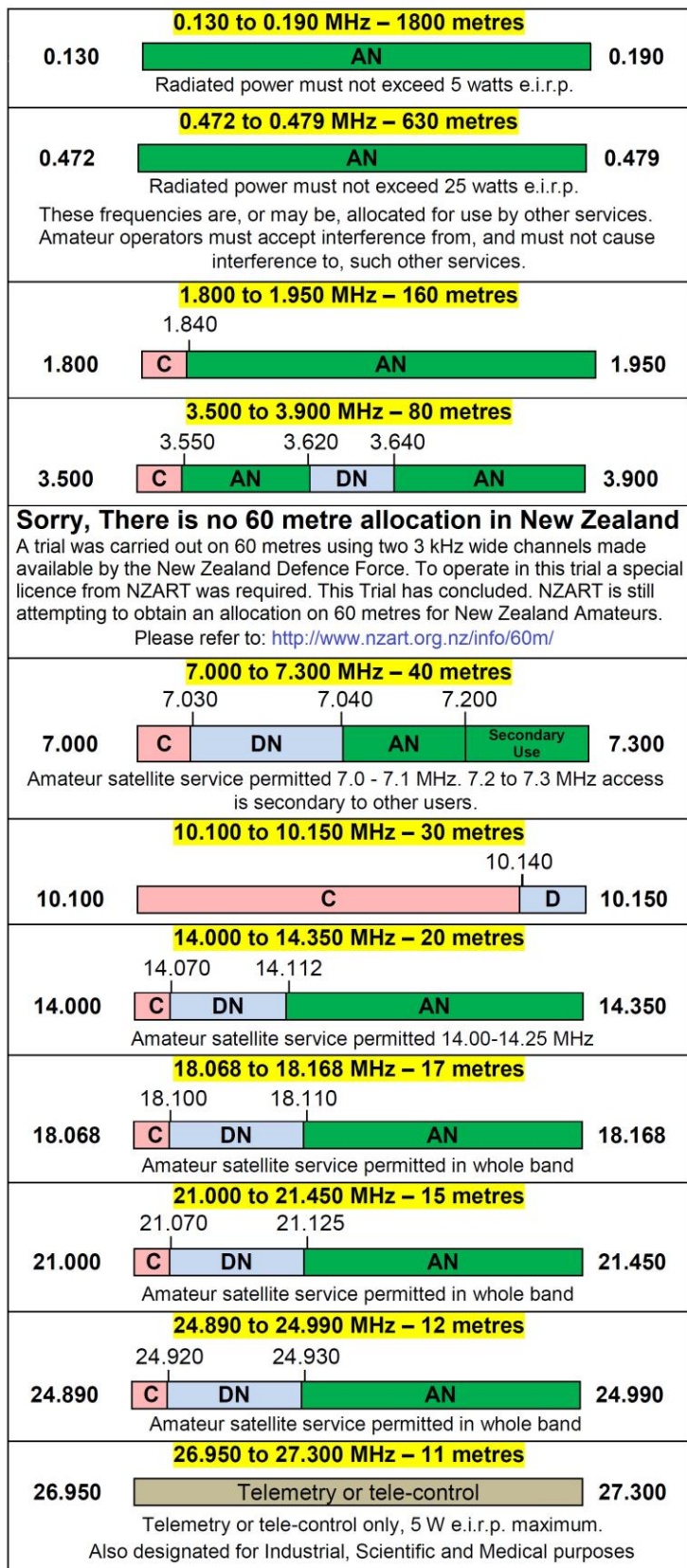


# NEW ZEALAND AMATEUR RADIO BAND PLANS

These charts show the New Zealand band plans. These band plans are to ensure that your transmissions do not impose problems on other operators and that their transmissions do not impact on you. It is to the advantage of all operators that the published band plans be used. The Ministry of Economic Development (MED) defines the band limits, while the internal band segments are derived from the IARU Region 3 band plans with New Zealand adaptations. The band limits are found in Radiocommunications Regulations (General User Radio Licence for Amateur Radio Operators) located at: <http://www.rsm.govt.nz/about-rsm/spectrum-policy/gazette/gurl/amateur-radio-operators> and at each end of the band blocks as shown below. The IARU Region 3 band plans, developed to meet international requirements, are at the IARU Region 3 web site.

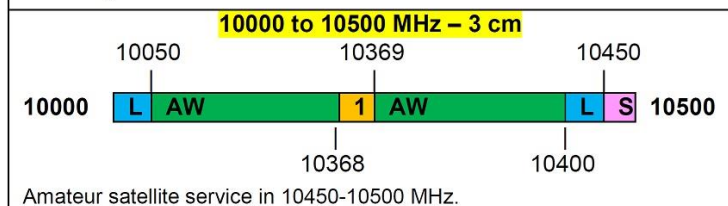
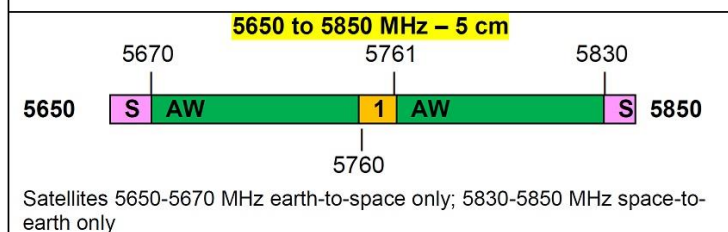
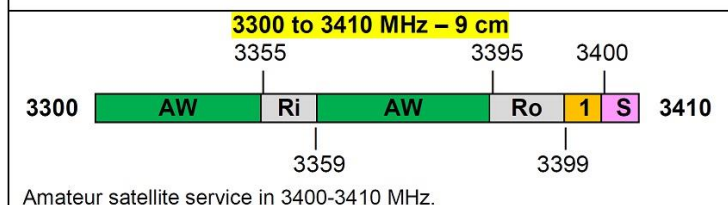
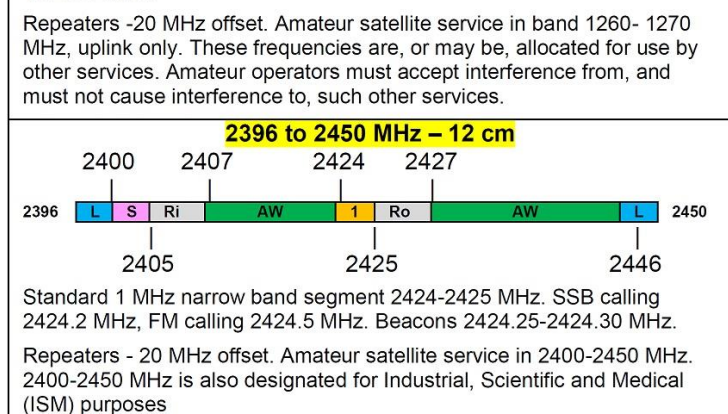

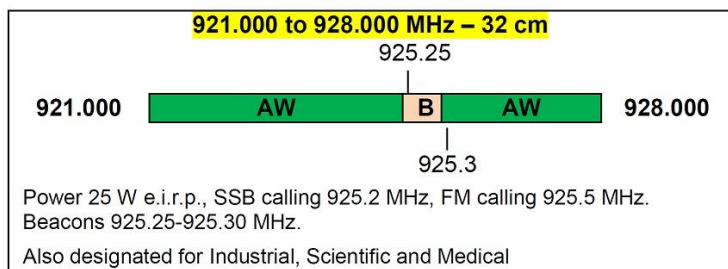
[www.iau.org/uploads/1/3/0/7/13073366/r3\\_band\\_plan.pdf](http://www.iau.org/uploads/1/3/0/7/13073366/r3_band_plan.pdf) Please conduct your transmissions in accordance with the "IARU Region 3 Ethics and Operating procedures" which NZART supports: <http://www.hamradio-operating-ethics.org/sites/default/files/fields/files/37-Eth-operating-EN-IARU-R3-V3-corr-2011.pdf>



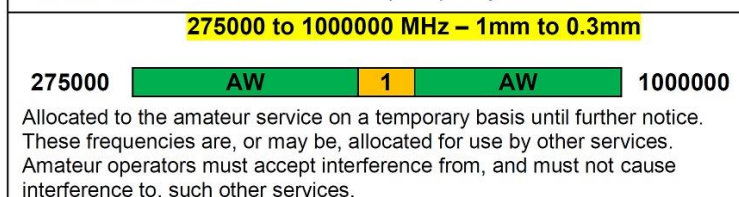
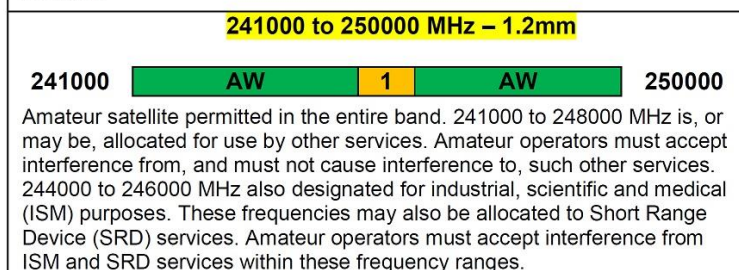
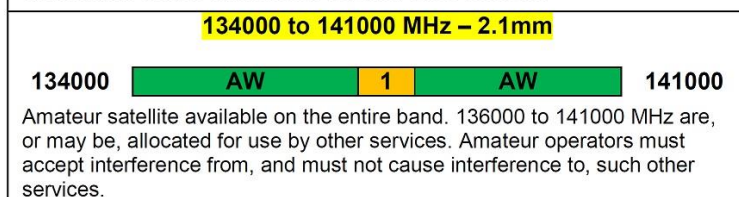
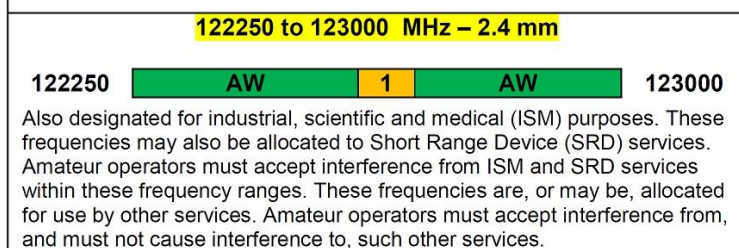
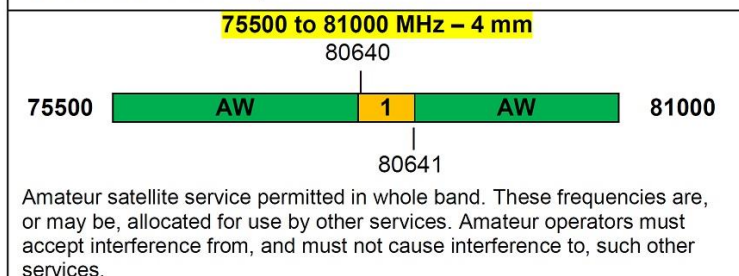
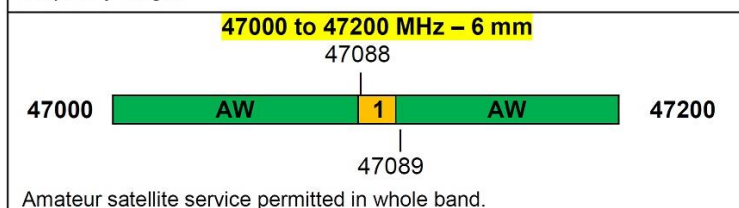
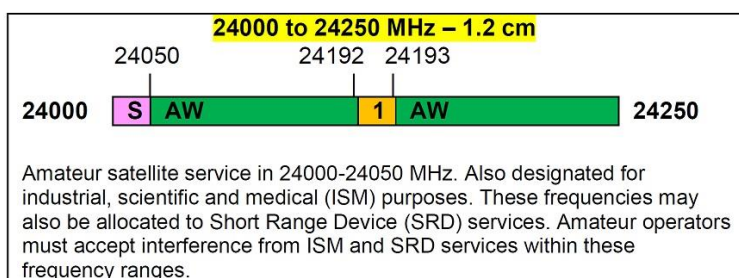


# NEW ZEALAND AMATEUR RADIO BAND PLANS

These charts show the New Zealand band plans. **These band plans are to ensure that your transmissions do not impose problems on other operators and that their transmissions do not impact on you. It is to the advantage of all operators that the published band plans be used.** The Ministry of Economic Development (MED) defines the band limits, while the internal band segments are derived from the IARU Region 3 band plans with New Zealand adaptations. The band limits are found in Radiocommunications Regulations (General User Radio Licence for Amateur Radio Operators) available at: <https://www.rsm.govt.nz/about-rsm/spectrum-policy/gazette/gurl/amateur-radio-operators> and at each end of the band blocks as shown below. The IARU Region 3 band plans, developed to meet international requirements, are at the IARU Region 3 web site. [www.iau.org/uploads/1/3/0/7/13073366/r3\\_band\\_plan.pdf](http://www.iau.org/uploads/1/3/0/7/13073366/r3_band_plan.pdf)




© Copyright NZART, October 2018



# NEW ZEALAND AMATEUR RADIO BAND PLANS

These charts show the New Zealand band plans. **These band plans are to ensure that your transmissions do not impose problems on other operators and that their transmissions do not impact on you. It is to the advantage of all operators that the published band plans be used.** The Ministry of Economic Development (MED) defines the band limits, while the internal band segments are derived from the IARU Region 3 band plans with New Zealand adaptations. The band limits are found in Radiocommunications Regulations (General User Radio Licence for Amateur Radio Operators) available from: <https://www.rsm.govt.nz/about-rsm/spectrum-policy/gazette/gurl/amateur-radio-operators> and at each end of the band blocks as shown below. The IARU Region 3 band plans, developed to meet international requirements, are at the IARU Region 3 web site [http://www.iau.org/uploads/1/3/0/7/13073366/r3\\_band\\_plan.pdf](http://www.iau.org/uploads/1/3/0/7/13073366/r3_band_plan.pdf)

KEYS:		NOTES:
<b>C</b>	= CW or modes less than 1 kHz bandwidth	
<b>A</b>	= All modes with bandwidth less than 16 kHz	<p>1. The frequencies at each end of the band blocks are the band limit frequencies;</p> <p>2. The frequency, giving a point in a band, can be aligned in the centre or at the first or last digit;</p> <p>3. Amateur TV Bands are subject to further notice.</p> <p>4. To find the narrow band segment band plan for the microwave bands, please look for <i>Simplex and Calling Frequencies</i> that can be found elsewhere in this Call Book</p>
<b>AN</b>	= All modes with bandwidth less than 6 kHz	
<b>AW</b>	= All modes	
<b>D</b>	= Data modes with bandwidth less than 16 kHz	
<b>DN</b>	= Data modes with bandwidth less than 6 kHz	
<b>1</b>	= Standard 1 MHz narrow band segment	
<b>T</b>	= Telemetry or tele-control only – 11 metres	
<b>Ri</b>	= Repeater input band segment	
<b>Ro</b>	= Repeater output band segment	
<b>B</b>	= Beacons	
<b>FM</b>	= FM simplex	 <p>© Copyright NZART, October 2018</p>
<b>S</b>	= Satellites	
<b>L</b>	= Linking	

## 70 cm Band Plan

430.000 to 431.900	Repeater links (Possible sharing in future)
431.900 to 432.000	Guard Band EME
432.000 to 432.100	EME
432.100 to 432.600	Narrow Band modes (BW 6 kHz or less)
432.100	National Calling Frequency Primary (Narrow band)
432.200	National Calling Frequency Secondary (Narrow band)
432.250 to 432.300	Beacons (horizontal polarisation)
432.400 to 432.600	Guard Band for Australian Beacons
432.575	APRS (current) (note 2)
432.600 to 432.800	FM Digital modes (5 kHz or less deviation)
432.650	Packet digipeaters
432.675	Secondary packet digipeaters
432.700	VOIP Simplex
432.725	VOIP Simplex Secondary
432.750	P25/Dstar/DMR Simplex
432.775	APRS future (note 2)
432.800 to 432.975	FM Simplex (5 kHz or less deviation)
433.000 to 434.795	Repeater Inputs/Outputs (note 1)
434.800 to 435.000	National System Repeaters (note 1)
435.000 to 438.000	Amateur Satellite Operations
438.000 to 439.800	Repeater Inputs/Outputs (note 1)
439.800 to 440.000	National System Repeaters (note 1)

**Note 1:** Repeaters in this band are normally negative 5 MHz offset but where there are problems with SRD/LIPD devices on the repeater input a suitable positive offset repeater frequency pair can be obtained from ELG. (reference the paper “The Impact on 70cm Repeaters of the General User Radio License (GURL) for Short Range Devices (SRD)” issue 2 which may found at <http://www.nzart.org.nz/nzart/elg/srd-impact-on-repeaters/> )

**Note 2:** It is envisaged that APRS will need to migrate over time from 432.575 MHz to 432.775 MHz. The continued use long term of 432.575 MHz would clash with the Australian Beacon allocation.